

# RFB 2000, RFC 2010 or 2020, NRS 1200-HP

## RF SWITCH NETWORK, HIGH POWER




RF Switch network for high power,  
view to the front panel

The RF switch network can be configured to switch RF signals in a wide range of automatic test systems. The 3HU rack consists of a power supply and remote interface and can accept up to four high power switch modules. Each switch can be individually controlled through RS 232 or USB interface to ensure maximum flexibility in the test system.

All RF switches are high quality with an operating lifetime of at least one million operations. While able to pass high power levels, they are designed to switch only during absence of RF power.

- Applicable for various RF systems
- Modular system, extendable
- High power switches
- RS 232 or USB remote interface
- High quality switches

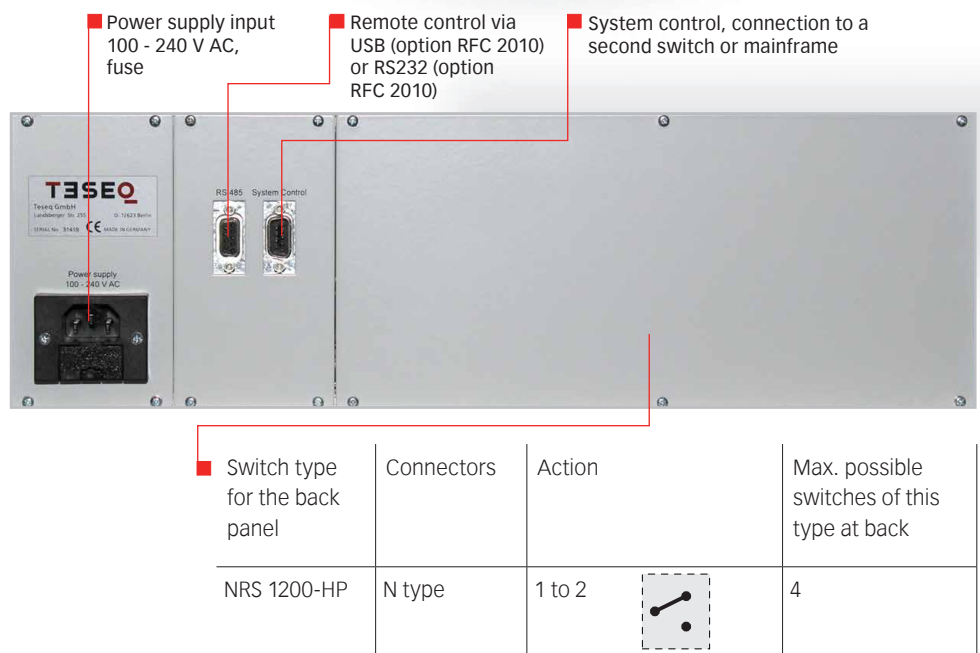
Front panel



View to the back panel, example with  
RS232 interface, 3x 2 to 1 switch type  
NRS 1200-HP

## RFB 2000, RFC 2010 or 2020, NRS 1200-HP RF SWITCH NETWORK, HIGH POWER

### Back panel



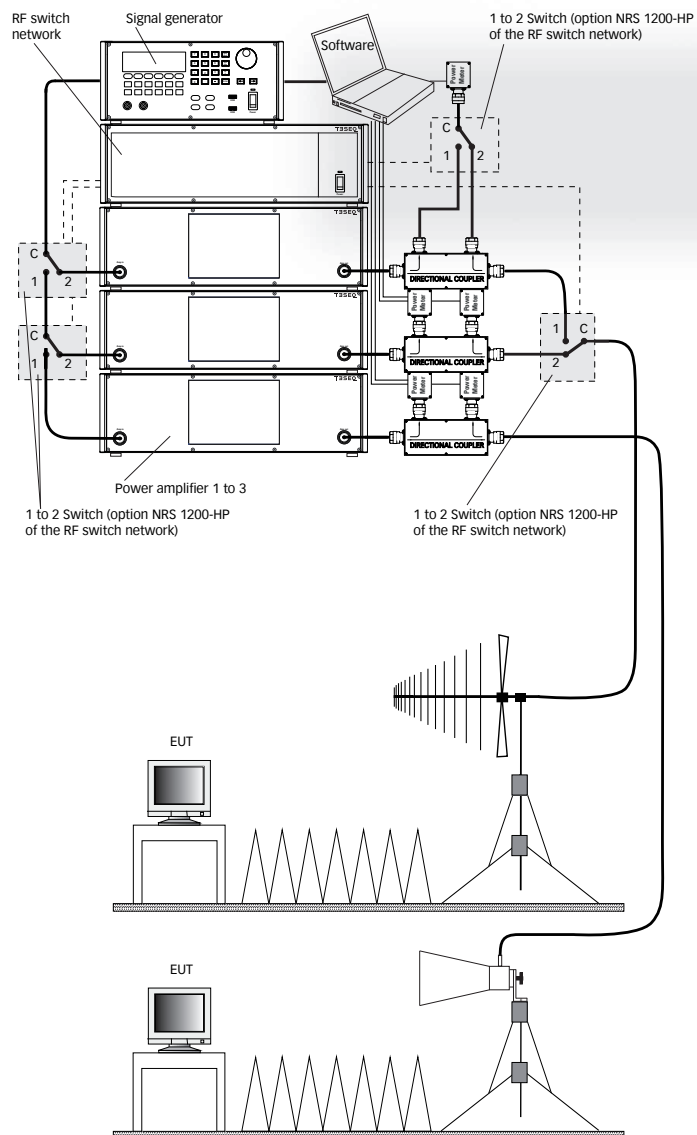
Note: The RF switches can only be mounted on the back panel.

### Technical specification

Power supply:	100 - 240 V AC / 47 - 63 Hz
Remote control:	USB (option RFC 2010) or RS232 (option RFC 2010)
RF Impedance of the switches:	50 $\Omega$
RF Isolation between the ports:	$\geq 55$ dB
Switch life time:	1M switch cycles (absence of RF power during switching required)
Operating temperature:	5 - 50°C
Humidity:	< 80% (not condensation)
Dimensions (W/H/D in mm):	483 x 150 x 423
Weight:	approx. 10 kg

## RFB 2000, RFC 2010 or 2020, NRS 1200-HP RF SWITCH NETWORK, HIGH POWER

Example of a setup with 3 power amplifier, 3 directional couplers, 5 power meter and 2 antennas



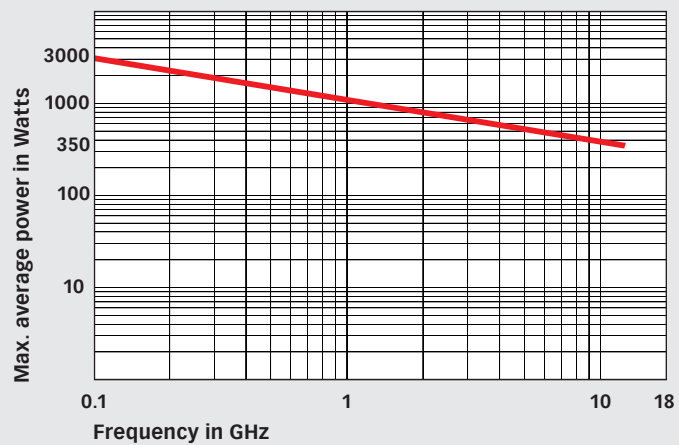
Teseq recommends a short distance between directional coupler and power meter for all applications above 1 GHz. The best solution is a direct mounted power meter on the directional coupler port.

**TESEQ**

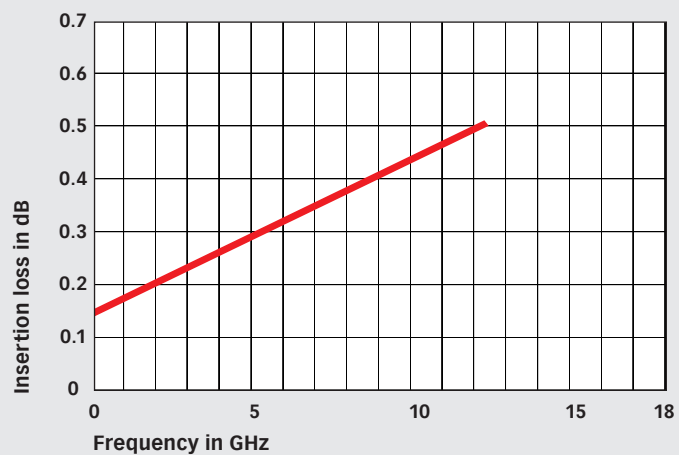
Advanced Test Solutions for EMC

## **RFB 2000, RFC 2010 or 2020, NRS 1200-HP** **RF SWITCH NETWORK, HIGH POWER**

Max. average power, ambient temperature 40°C

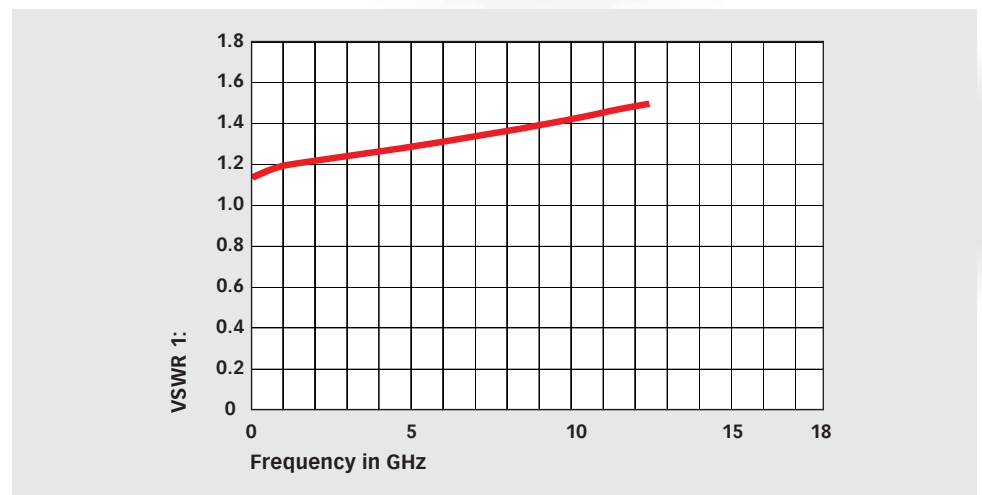


Insertion loss



## RFB 2000, RFC 2010 or 2020, NRS 1200-HP RF SWITCH NETWORK, HIGH POWER

### VSWR



### Model range and options

Part number	Description
248020	RFB 2000 RF-Switch: Main unit for 19" rack without switches
248032	RFC 2010 RF-Switch: USB interface (requires RFB 2000)
248033	RFC 2020 RF-Switch: RS232 interface (requires RFB 2000)
248166	NRS 1200-HP Plug-in module for rear panel with switch 1 to 2, connector type N high power, max. 4 switches in RFB 2000 possible

**Teseq GmbH**  
Landsberger Str. 255 · 12623 Berlin · Germany  
T +49 30 56 59 88 35 F +49 30 56 59 88 34  
desales@teseq.com [www.teseq.com](http://www.teseq.com)

© Jan. 2013 Teseq®  
Specifications subject to change without notice.  
Teseq® is an ISO-registered company. Its products  
are designed and manufactured under the strict  
quality and environmental requirements of the ISO  
9001. This document has been carefully checked.  
However, Teseq® does not assume any liability for  
errors or inaccuracies.

82-248166 E01 Jan. 2013



**Accelonix BV**  
Luchthavenweg 18b • NL-5657 EB •  
Eindhoven • The Netherlands •  
T: +31 40 750 1650 • E: [info@accelonix.nl](mailto:info@accelonix.nl)



Advanced Test Solutions for EMC