

CA BS 200N

LOAD IMPEDANCE FOR BS200NX ELECTRONIC SWITCHES



FOR TESTS ACCORDING TO ...

- > ISO 7637-1:1990
- > ISO 7637-2:2004
- > ISO 7637-2:2011

CA BS 200N - LOAD IMPEDANCE FOR BS200NX ELECTRONIC SWITCHES

The switching behaviour of the BS 200N series semiconductor switches shall be verified on 0.6ohm to 50uH load impedance.

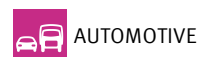
The CA BS 200N is directly connected to the output of the BS 200Nx. The switching parameters of the BS 200Nx are measured with the load connected.

Additionally, the CA BS 200N includes a number of shunt resistors R_s such as 10ohm, 20ohm, 40ohm and 120ohm being required as per standards used during the emission measurement of transients as per ISO 7637-2:2011 and the former ISO 7637-2:2004.

HIGHLIGHTS

- > **Verification load for electronic switch 0.6ohm / 50uH as per ISO 7637-2:2004**
- > **Max. supply voltage 28VDC**
- > **Max. load current 50A**
- > **Additional shunt resistors 10ohm, 20ohm, 40ohm, 120ohm built-in for emission measurement**

APPLICATION AREAS



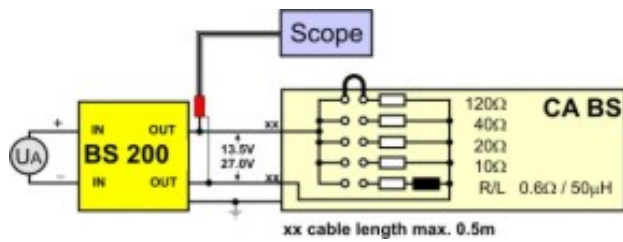
TECHNICAL DETAILS

VERIFICATION SET-UP

VERIFICATION OF THE BS 200N SERIES SWITCHING CHARACTERISTIC

As per standard ISO 7637-2 the electronic switch BS 200Nx is requested to meet a rise/fall time specification of 300ns +/-20% in to a defined load of 0.6ohm in series with 50uH.

The CA BS 200N is set up in direct proximity to the BS 200Nx with short leads to verify the switching time characteristic. An oscilloscope of sufficient bandwidth is required to properly evaluate the rise/fall time parameters.



WIRING SET-UP

SET-UP OF CA BS 200N AND BS 200NX FOR VERIFICATION

In order to properly verify the rise/fall time characteristic of the electronic switch (e.g. BS 200N and BS 200N80) it is important to maintain the connection leads as short as possible. EM TEST recommend a maximum length of the connection leads between the CA BS 200N verification load (unit on the left side in the below picture) and the BS 200Nx electronic switch (right side unit in the below picture) of 0.5m.



SPECIFICATIONS

Max battery supply voltage	28Vdc
Load current	Max. 50A
Operating time	13.5V supply approx. 1 hour 28.0V supply approx. 10 minutes
Overheat indication	LED
Protection	Switch Off (overtemperature sensor)
Cooling	Forced Air

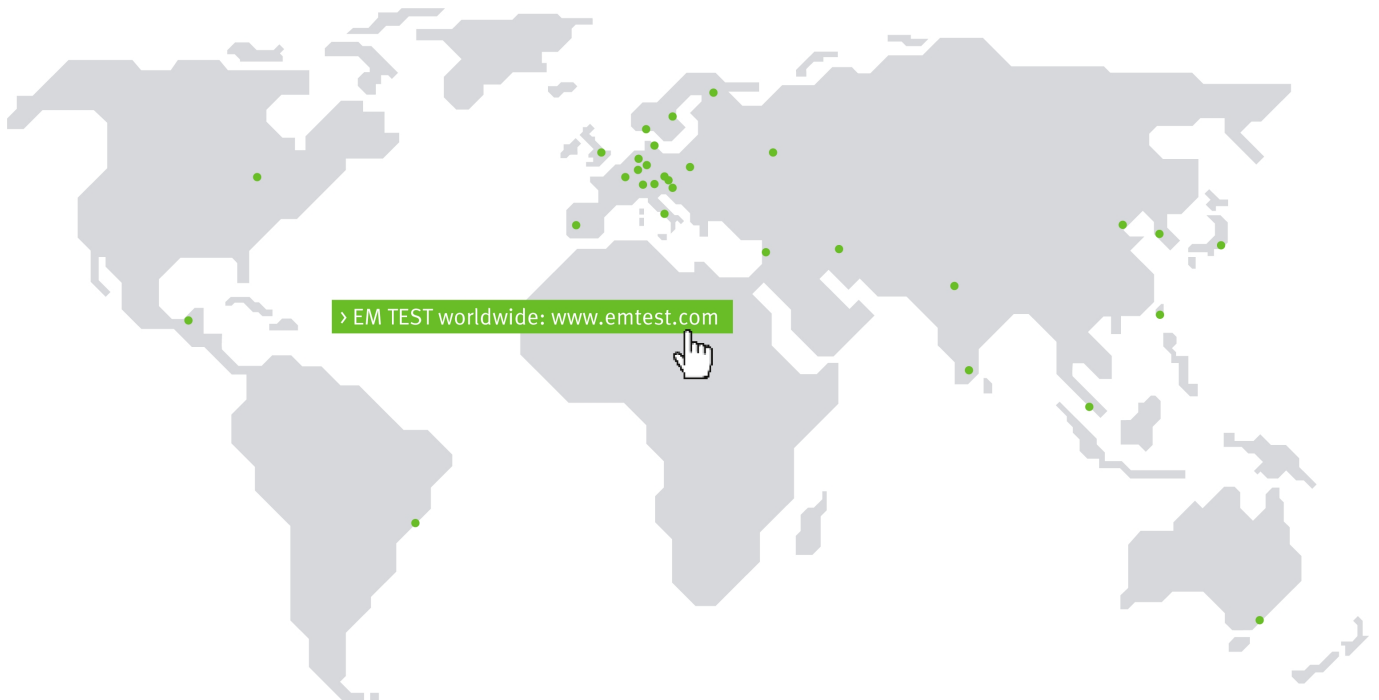
TECHNICAL DATA

Load	0.6ohm in series with 50uH
Parallel load resistor	10, 20, 40 or 120ohm, selectable via short circuit connectors

GENERAL DATA

Dimensions	19"/3HU, 133mm x 500mm x 500mm
Weight	19.1kg
Mains supply	80V to 240Vac
Fuse	1A slow blow

COMPETENCE WHEREVER YOU ARE



CONTACT EM TEST DIRECTLY

Switzerland

AMETEK CTS GmbH > Sternenhofstraße 15 > 4153 Reinach > Switzerland
Phone +41 (0)61 204 41 11 > Fax +41 (0)61 204 41 00
Internet: www.ametek-cts.com > E-mail: sales.conducted.cts@ametek.com

Germany

AMETEK CTS Europe GmbH > Customer Care Center EMEA > Lünener Straße 211
> 59174 Kamen > Germany
Phone +49 (0) 2307 26070-0 > Fax +49 (0) 2307 17050
Internet: www.ametek-cts.com > E-mail: info.cts.de@ametek.com

Poland

AMETEK CTS Europe GmbH > Biuro w Polsce > ul. Twarda 44 > 00-831 Warsaw > Poland
Phone +48 (0) 518 643 12
Internet: www.ametek-cts.com > E-mail: Infopolska.cts@ametek.com

USA / Canada

AMETEK CTS US > 52 Mayfield Ave > Edison > NJ 08837 > USA
Phone +1 732 417 0501
Internet: www.ametek-cts.com > E-mail: usasales.cts@ametek.com

P.R. China

AMETEK Commercial Enterprise (Shanghai) Co. Ltd.> Beijing Branch> Western Section, 2nd floor> Jing Dong Fang Building (B10)> Chaoyang District>Beijing, China, 100015
Phone +86 10 8526 2111 > Fax +86 (0)10 82 67 62 38
Internet: www.ametek-cts.com > E-mail: chinasales@ametek.com

Republic of Korea

EM TEST Korea Limited > #405 > WooYeon Plaza > #986-8 > YoungDeok-dong > Giheung-gu > Yongin-si > Gyeonggi-do > Korea
Phone +82 (31) 216 8616 > Fax +82 (31) 216 8616
Internet: www.emtest.co.kr > E-mail: sales@emtest.co.kr

Singapore

AMETEK Singapore Pte. Ltd > No. 43 Changi South Avenue 2 > 04-01 Singapore 48164
Internet: www.ametek-cts.com > E-mail: singapore-sales.cts@ametek.com

Great Britain

AMETEK GB > 5 Ashville Way > Molly Millars Lane > Wokingham > Berkshire RG41 2 PL > Great Britain
Phone +44 845 074 0660
Internet: www.ametek-cts.com

Information about scope of delivery, visual design and technical data correspond with the state of development at time of release. Subject to change without further notice.