

COUPLING NX5 SERIES

COMBINED 3-PHASE COUPLING/DECOUPLING NETWORKS FOR BURST AND SURGE TESTING UP TO 5.5 KV



FOR TESTS ACCORDING TO ...

- › EN 61000-4-4
- › EN 61000-4-5
- › EN 61000-6-1
- › EN 61000-6-2
- › EN 61543
- › IEC 60601-1-2
- › IEC 61000-4-12
- › IEC 61000-4-4
- › IEC 61000-4-5
- › IEC 61008-1
- › IEC 61009-1
- › IEC 61326
- › IEC 61850-3
- › ITU-T K.20
- › ITU-T K.21
- › ITU-T K.45

COUPLING/DECOUPLING NETWORKS FOR EFT/BURST AND SURGE






The three-phase coupling/decoupling networks of the coupling NX series are used to couple EFT/Burst pulses and Surge pulses on DC-lines or to three-phase (4-wire or 5-wire) mains supply systems for voltages up to 1,000 VDC / 3 x 690 VAC. This includes the more and more common testing of inverters used in the area of renewable energies (e.g. photovoltaic systems, wind power stations, electric cars).

Full compliance over a wide range of EUT current, within 16 A , 32 A, 63 A, 125 A and 200 A settings. Higher current ratings on request.

HIGHLIGHTS

- › **Automatic coupler for Burst and Surge**
- › **Model with range selection 32, 63, 125 and 200 A**
- › **Meet requirements for 3x690 VAC and 1,000 VDC**
- › **LEDs indicate active mode and coupling**
- › **Automatic selection of Surge impedance**
- › **Fully remote controlled by EM TEST compact NX**

APPLICATION AREAS

- | | |
|-----------------------------------------------------------------------------------------------|--------------------------------------------------------------------------------------------------------|
|  INDUSTRY |  RESIDENTIAL |
|  MEDICAL |  RENEWABLE ENERGY |
|  BROADCAST | |
|  TELECOM | |

TECHNICAL DETAILS

BENEFITS

The coupling NX-series coupling/decoupling networks are built fully compliant to the standard requirements of EN/IEC 61000-4-4 and EN/IEC 61000-4-5. Residual voltage levels are carefully considered as well as the value of the decoupling inductors in order to meet the requirements with regard to voltage drop at the rated current of each type of CDN.

Being fully controlled by the related generators, couplings of the coupling NX are set automatically as selected for the test (either by manual operation or via software). When performing surge tests the generators will automatically set the required source impedance depending on the standard and the coupling mode.

Models are available with multiple current ranges with waveshape specification that are fully compliant to IEC 61000-4-5. in each selectable EUT current range. Offering the advantage that nearly all EUT's can be tested with just one CDN!



MODEL OVERVIEW

GENERAL INFORMATION FOR ALL CDN

Burst	EN/IEC 61000-4-4, up to 5.5 kV
Surge	EN/IEC 61000-4-5, up to 5 kV
*Current range	<32 A: 0 A to 32 A 63 A: >32 A to 63 A 125 A: >63 A to 125 A 200 A: >125 A to 200 A

MODELS FOR 3 X 480 VAC (P-P)

Current range	Model
16 A	coupling NX5 bs-3-480-16
32 A	coupling NX5 bs-3-480-32
63 A	coupling NX5 bs-3-480-63
125 A	coupling NX5 bs-3-480-125
	with additional current ranges*
<32, 63 A	coupling NX5 bs-3-480-63.1
<32, 63, 125 A	coupling NX5 bs-3-480-125.1
<32, 63, 125 and 200 A	coupling NX5 bs-3-480-200.1

MODELS FOR 3 X 690 VAC (P-P)

Current range	Model
16 A	coupling NX5 bs-3-690-16
32 A	coupling NX5 bs-3-690-32
	with additional current ranges*
<32, 63 A	coupling NX5 bs-3-690-63.1
<32, 63, 125 A	coupling NX5 bs-3-690-125.1
<32, 63, 125 and 200 A	coupling NX5 bs-3-690-200.1

MODELS FOR 3 X 690 VAC (P-P); 1,000 VDC

Current range	Model
16 A	coupling NX5 bs-3-690-16.2
32 A	coupling NX5 bs-3-690-32.2
	with additional current ranges*
<32, 63 A	coupling NX5 bs-3-690-63.3
<32, 63, 125 A	coupling NX5 bs-3-690-125.3
<32, 63, 125 and 200 A	coupling NX5 bs-3-690-200.3

TECHNICAL DETAILS

TECHNICAL DETAILS (480 V MODELS)

COUPLING NX5 BS-3-480-16

Three-phase CDN	according to EN/IEC 61000-4-4 and EN/IEC 61000-4-5 for Burst up to 5.5 kV Surge up to 5 kV
EUT supply	3 x 480 V, 16 A, 50/60 Hz
Connectors	IN : MC Safety plug 4 mm, OUT: MC Safety plug 4 mm
Dimensions	Size: 19" / 6 HU, 448 x 286 x 500 mm, Weight: approx. 30 kg

COUPLING NX5 BS-3-480-32

Three-phase CDN	according to EN/IEC 61000-4-4 and EN/IEC 61000-4-5 for Burst up to 5.5 kV Surge up to 5 kV
EUT supply	3 x 480 V, 32 A, 50/60 Hz
Connectors	IN : MC Safety plug 4 mm, OUT: MC Safety plug 4 mm
Dimensions	Size: 19" / 6 HU, 448 x 286 x 500 mm, Weight: approx. 45 kg

COUPLING NX5 BS-3-480-63

Three-phase CDN	according to EN/IEC 61000-4-4 and EN/IEC 61000-4-5 for Burst up to 5.5 kV Surge up to 5 kV
EUT supply	3 x 480 V, 63 A, 50/60 Hz
Connectors	IN : CEE 480/63, OUT: MC Safety plug 6 mm
Dimensions	Size: RAC 25 IEC included, Weight: approx. 100 kg

COUPLING NX5 BS-3-480-125

Three-phase CDN	according to EN/IEC 61000-4-4 and EN/IEC 61000-4-5 for Burst up to 5.5 kV Surge up to 5 kV
EUT supply	3 x 480 V, 125 A, 50/60 Hz
Connectors	IN : CEE 480/125, OUT: MC Safety plug 6 mm
Dimensions	Size: RAC 25 IEC included, Weight: approx. 200 kg

TECHNICAL DETAILS (480 V MODELS WITH ADDITIONAL RANGES)

COUPLING NX5 BS-3-480-63.1

Three-phase CDN	according to EN/IEC 61000-4-4 and EN/IEC 61000-4-5 for Burst up to 5.5 kV Surge up to 5 kV
EUT supply	3 x 480 V, 63 A, 50/60 Hz
Current ranges*	<32 A, 63 A
Connectors	IN : CEE 480/63, OUT: MC Safety plug 6 mm
Dimensions	Size: RAC 25 IEC included, Weight: approx. 100 kg

COUPLING NX5 BS-3-480-125.1

Three-phase CDN	according to EN/IEC 61000-4-4 and EN/IEC 61000-4-5 for Burst up to 5.5 kV Surge up to 5 kV
EUT supply	3 x 480 V, 125 A, 50/60 Hz
Current ranges*	<32 A, 63 A, 125 A
Connectors	IN : CEE 480/125, OUT: MC Safety plug 6 mm
Dimensions	Size: RAC 25 IEC included, Weight: approx. 180 kg

COUPLING NX5 BS-3-480-200.1

Three-phase CDN	according to EN/IEC 61000-4-4 and EN/IEC 61000-4-5 for Burst up to 5.5 kV Surge up to 5 kV
EUT supply	3 x 480 V, 200 A, 50/60 Hz
Current ranges*	<32 A, 63 A, 125 A, 200 A
Connectors	IN : MC Safety plug 10 mm, OUT: MC Safety plug 10 mm
Dimensions	Size: RAC 34 IEC included, Weight: approx. 200 kg

TECHNICAL DETAILS

TECHNICAL DETAILS (690V MODELS)

COUPLING NX5 BS-3-690-16

Three-phase CDN	according to EN/IEC 61000-4-4 and EN/IEC 61000-4-5 for Burst up to 5.5kV Surge up to 5 kV
EUT supply	3 x 690 V, 16 A AC
Connectors	IN : MC Safety plug 4 mm, OUT: MC Safety plug 4 mm
Dimensions	Size: 19" / 6 HU Weight: approx. 30 kg

COUPLING NX5 BS-3-690-32

Three-phase CDN	according to EN/IEC 61000-4-4 and EN/IEC 61000-4-5 for Burst up to 5.5 kV Surge up to 5 kV
EUT supply	3 x 690 V, 32 A, 50/60 Hz
Connectors	IN : MC Safety plug 4 mm, OUT: MC Safety plug 4 mm
Dimensions	Size: 19" / 6 HU Weight: approx. 30 kg

TECHNICAL DETAILS (690 V MODELS WITH ADDITIONAL RANGES)

COUPLING NX5 BS-3-690-63.1

Three-phase CDN	according to EN/IEC 61000-4-4 and EN/IEC 61000-4-5 for Burst up to 5.5 kV Surge up to 5 kV
EUT supply	3 x 690 V, 63 A, 50/60 Hz
Current ranges*	<32 A, 63 A
Connectors	N : CEE 690/63, OUT: MC Safety plug 6 mm
Dimensions	Size: RAC 34 IEC included, Weight: approx. 120 kg

COUPLING NX5 BS-3-690-125.1

Three-phase CDN	according to EN/IEC 61000-4-4 and EN/IEC 61000-4-5 for Burst up to 5.5 kV Surge up to 5 kV
EUT supply	3 x 690 V, 125 A, 50/60 Hz
Current ranges*	<32 A, 63 A, 125 A
Connectors	N : CEE 690/125, OUT: MC Safety plug 6 mm
Dimensions	Size: RAC 34 IEC included, Weight: approx. 190 kg

COUPLING NX5 BS-3-690-200.1

Three-phase CDN	according to EN/IEC 61000-4-4 and EN/IEC 61000-4-5 for Burst up to 5.5 kV Surge up to 5 kV
EUT supply	3 x 690 V, 200 A, 50/60 Hz
Current ranges*	<32 A, 63 A, 125 A, 200 A
Connectors	IN : MC Safety plug 10 mm, OUT: MC Safety plug 10 mm
Dimensions	Size: RAC 34 IEC included, Weight: approx. 220 kg

TECHNICAL DETAILS

TECHNICAL DETAILS (690 VAC AND 1,000 VDC MODELS)

COUPLING NX5 BS-3-690-16.2

Three-phase CDN	according to EN/IEC 61000-4-4 and EN/IEC 61000-4-5 for Burst up to 5.5 kV Surge up to 5 kV
EUT supply	3 x 690 V, 16 A, 50/60 Hz, 1,000 VDC, 16 A
Connectors	IN (AC): CEE 690/16, IN (DC): MC Safety plug 4 mm, OUT: MC Safety plug 4 mm
Dimensions	Size: RAC 34 IEC included, Weight: approx. 120 kg

COUPLING NX5 BS-3-690-32.2

Three-phase CDN	according to EN/IEC 61000-4-4 and EN/IEC 61000-4-5 for Burst up to 5.5 kV Surge up to 5 kV
EUT supply	3 x 690 V, 32 A, 50/60 Hz 1,000 VDC, 32 A
Connectors	IN (AC): CEE 690/32, IN (DC): MC Safety plug 4 mm, OUT: MC Safety plug 4 mm
Dimensions	Size: RAC 34 IEC included, Weight: approx. 140 kg

TECHNICAL DETAILS (690 VAC AND 1,000 VDC MODELS WITH ADDITIONAL RANGES)

COUPLING NX5 BS-3-690-63.3

Three-phase CDN	according to EN/IEC 61000-4-4 and EN/IEC 61000-4-5 for Burst up to 5.5 kV Surge up to 5 kV
EUT supply	3 x 690 V, 63 A, 50/60 Hz 1,000 VDC, 63 A
Connectors	IN (AC): CEE 690/63, IN (DC): MC Safety plug 6 mm, OUT: MC Safety plug 6 mm
Current ranges*	<32 A, 63 A
Dimensions	Size: RAC 34 IEC included, Weight: approx. 180 kg

COUPLING NX5 BS-3-690-125.3

Three-phase CDN	according to EN/IEC 61000-4-4 and EN/IEC 61000-4-5 for Burst up to 5.5 kV Surge up to 5 kV
EUT supply	3 x 690 V, 125 A, 50/60 Hz 1,000 VDC, 125 A
Connectors	IN (AC): CEE 690/125, IN (DC): MC Safety plug 6 mm, OUT: MC Safety plug 6 mm
Current ranges*	<32 A, 63 A, 125 A
Dimensions	Size: RAC 34 IEC included, Weight: approx. 250 kg

COUPLING NX5 BS-3-690-200.3

Three-phase CDN	according to EN/IEC 61000-4-4 and EN/IEC 61000-4-5 for Burst up to 5.5 kV Surge up to 5 kV
EUT supply	3 x 690 V, 200 A, 50/60 Hz, 1,000 VDC, 200 A
Connectors	IN (AC): MC Safety plug 10 mm, IN (DC): MC Safety plug 10 mm, OUT: MC Safety plug 10 mm
Current ranges*	<32 A, 63 A, 125 A, 200 A
Dimensions	Size: RAC 34 IEC included, Weight: approx. 290 kg

TECHNICAL DETAILS

OPTIONS

OPTIONS	
RAC 25 IEC	Rack 19", 25 HU, 1314 x 553 x 800 mm (HxWxD), for coupling NX and one generator (e.g. compact NX5)
RAC 34 IEC	Rack 19", 34 HU, 1717 x 553 x 800 mm (HxWxD), for coupling NX and one generator (e.g. compact NX5) or several standalone generators
RAC 38 IEC	Rack 19", 38 HU, 1895 x 553 x 800 mm (HxWxD), for coupling NX for and one generator (e.g. compact NX5) or several standalone generators

SAFETY OPTIONS

ESS 1	Emergency switch (short circuit), cable 3 m
SWL AD	Safety warning lamp adapter, voltage free contact
SWL	Safety warning lamp, red / green requires ext supply 24 VDC, 1,6 A

GENERAL DATA

INTERFACES	
sys.link	26 pin high density connector to control an external devices
connector EUT supply	3 x 480 V, CEE plug, 16 A to 125 A, 3 x 690 V, CEE plug, 16 A to 63 A, plugs for all other current ratings
connector to EUT	up to 32 A: 4 mm safety plug, 63 A: 6 mm safety plug, 125 A: 6 mm safety plug, 200 A: 10 mm safety plug

MAINS (CONTROL)

Supply voltage	85 V - 264 V
Frequency	50/60 Hz
Power	approx. 75 W Standby: 100 mA
Fuses	115 V: 2 x 4 A slow blow, 230 V: 2 x 2 A slow blow

SAFETY

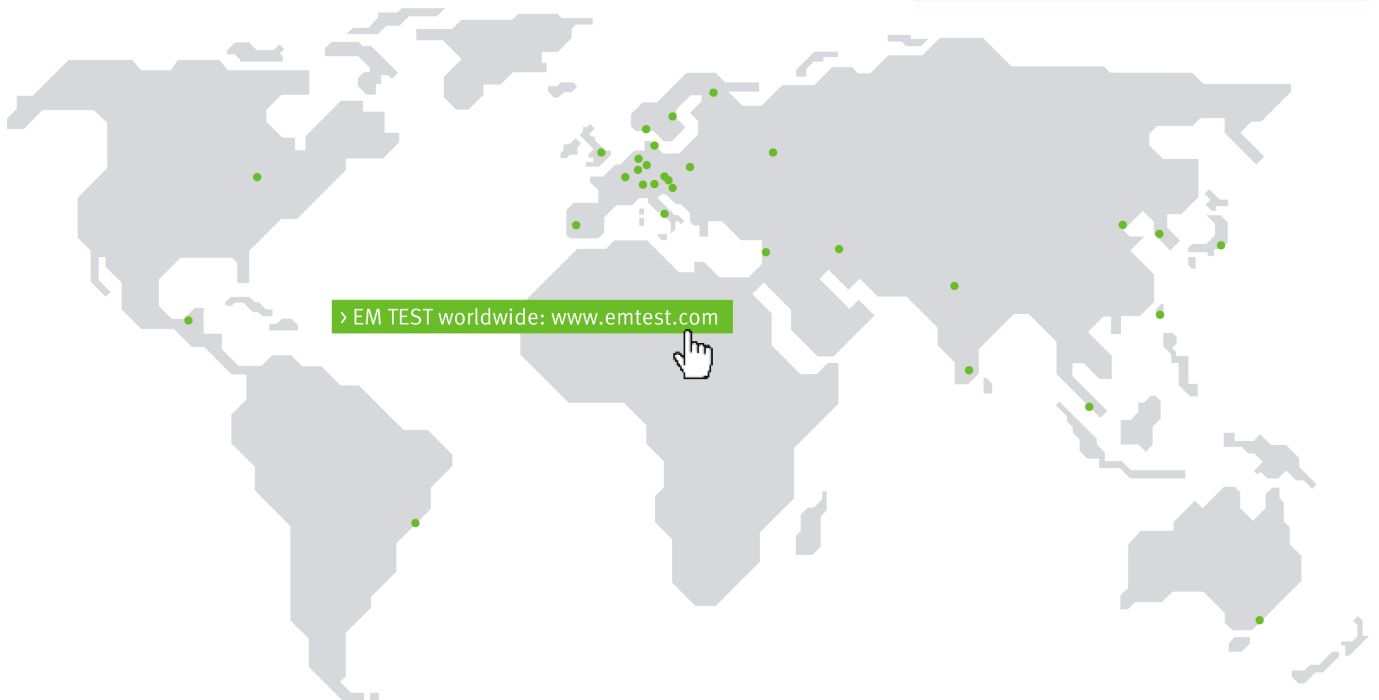
Safety standard	IEC/EN 61010
Security circuit	Control input (24 VDC)
Warning lamp	Floating contact (max. 60 V/2 A)

ENVIRONMENT

Temperature	10 °C to 35 °C
Humidity	30 % to 75 %, non condensing
Atmospheric pressure	86 kPa (860 mbar) to 106 kPa (1,060 mbar)

COMPETENCE WHEREVER YOU ARE

Accelonix BV
Luchthavenweg 18b • NL-5657 EB •
Eindhoven • The Netherlands •
T: +31 40 750 1650 • E: info@accelonix.nl



CONTACT EM TEST DIRECTLY

Switzerland

EM TEST (Switzerland) GmbH > Sternenhofstraße 15 > 4153 Reinach > Switzerland
Phone +41 (0)61/7179191 > Fax +41 (0)61/7179199
Internet: www.emtest.ch > E-mail: sales.emtest@ametek.com

Germany

AMETEK CTS Germany GmbH > Lünener Straße 211 > 59174 Kamen > Deutschland
Phone +49 (0)2307/26070-0 > Fax +49 (0)2307/17050
Internet: www.emtest.com > E-mail: info.cts@ametek.de

France

EM TEST FRANCE > Le Trident - Parc des Collines > Immeuble B1 - Etage 3 > 36, rue Paul Cézanne > 68200 Mulhouse > France
Phone +33 (0)389 31 23 50 > Fax +33 (0)389 31 23 55
Internet: www.emtest.fr > E-mail: info@emtest.fr

Poland

EM TEST Polska > ul. Ogrodowa 31/35, 00-893 Warszawa > Polska
Phone +48 (0)518 64 35 12
Internet: www.emtest.com/pl > E-mail: infopolska.emtest@ametek.com

USA / Canada

AMETEK Compliance Test Solutions > 52 Mayfield Ave. > Edison > NJ 08837
Phone +1 (732) 417-0501
Internet: www.emtest.com > E-mail: sales.emtest@ametek.com

P.R. China

E & S Test Technology Limited > Rm 913, Leftbank > No. 68 Bei Si Huan Xi Lu > Haidian District > Beijing 100080 > P.R. China
Phone +86 (0)10 82 67 60 27 > Fax +86 (0)10 82 67 62 38
Internet: www.emtest.com > E-mail: info@emtest.com.cn

Republic of Korea

EM TEST Korea Limited > #405 > WooYeon Plaza > #986-8 > YoungDeok-dong > Giheung-gu > Yongin-si > Gyeonggi-do > Korea
Phone +82 (31) 216 8616 > Fax +82 (31) 216 8616
Internet: www.emtest.co.kr > E-mail: sales@emtest.co.kr

Information about scope of delivery, visual design and technical data correspond with the state of development at time of release. Subject to change without further notice.