

# CA EFT KIT

## LOAD RESISTORS FOR EFT/BURST VERIFICATION



### FOR TESTS ACCORDING TO ...

- > EN 61000-4-4
- > IEC 61000-4-4
- > ISO 7637-1:1990
- > ISO 7637-2:1990
- > ISO 7637-2:2004
- > ISO 7637-2:2011
- > ISO 7637-3:1995
- > ISO 7637-3:2007

### CALIBRATION SET FOR EFT/BURST GENERATORS







The pulse shape of EFT/burst generators designed as per IEC 61000-4-4 have to be verified both into a 50ohm and a 1,000ohm load at the 50ohm coaxial HV output as well into 50ohm load at the output of the coupling network where the DUT is connected when testing mains supply lines.

The CA EFT kit includes the load resistors and a set of adapter to connect the coaxial matching resistors appropriately to the DUT output port.

### HIGHLIGHTS

- > Calibration kit as per IEC 61000-4-4
- > Also used as per ISO 7637, Annex D
- > 50ohm load resistor included
- > 1,000ohm load resistor included
- > Adapters provided to adapt the load resistors to the output of the coupling network for easy measurement

### APPLICATION AREAS

-  AUTOMOTIVE
-  RESIDENTIAL
-  INDUSTRY
-  MEDICAL
-  BROADCAST
-  TELECOM

**TECHNICAL DETAILS**

**KW50**

**MEASURING EXAMPLE USING THE KW 50**

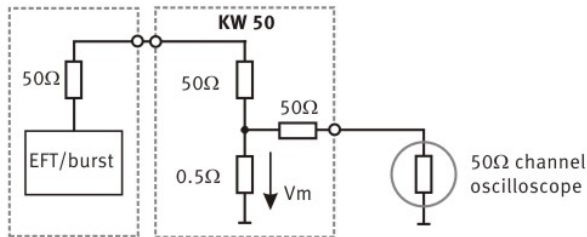
Open circuit voltage setting at the EFT/burst generator (50ohm output): 2,000V

Resulting output voltage across the 50ohm matching resistor: 1,000V.

Measuring voltage  $V_m$ : 10V

Measured voltage considering the 50ohm input impedance of the oscilloscope: 5V

Resulting attenuation (theoretical): 400:1



**KW1000**

**MEASURING EXAMPLE USING THE KW 1000**

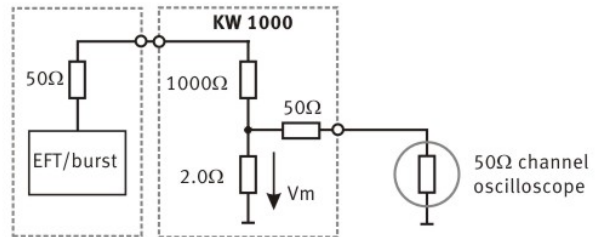
Open circuit voltage setting at the EFT generator (50ohm output): 2,000V

Resulting output voltage across the 1,000ohm matching resistor: 1,905V

Measuring voltage  $V_m$ : 4V

Measured voltage considering the 50ohm input impedance of the oscilloscope: 2V

Resulting attenuation (theoretical): 1,000:1



**TECHNICAL DETAILS**

**KW 50, 50OHM LOAD RESISTOR**

TECHNICAL DATA FOR KW 50	
	For EFT/Burst transients only
Input Voltage	Max. 8,000V
Input impedance	50ohm +/-2%
Output impedance	50ohm
Divider ratio	100:1
Dimension	155mm x 26mm x 26mm
Weight	Approx. 150g
	The divider ratio in a 50ohm systems is n = 400

**KW 1000, 1KOHM LOAD RESISTOR**

TECHNICAL DATA FOR KW 1000	
	For EFT/Burst transients only
Input Voltage	Max. 8,000V
Input impedance	1,000ohm +/-2%, <6pF
Output impedance	50ohm
Divider ratio	500:1
Dimension	155mm x 26mm x 26mm
Weight	Approx. 150g
	The divider ratio in a 50ohm systems is n = 1,000

**AD-CA-EFT ADAPTER**

TECHNICAL DATA FOR AD-CA-EFT	
Function	Adapter 4mm/6mm to coaxial F103 connector, (to match the coupling network to the load resistor)

**OPTIONAL ACCESSORIES**

OPTIONS	
ADA-800	Adapter SHV-F103 to match KW 50 and KW 1000 load resistors to the coaxial HV output of the EFT 800 and EFT 500M/N8
CA HFK	Adapter set for capacitive coupling clamp calibration included: - Transducer plate as per IEC 61000-4-4 Ed 3.0 - Support for positioning the KW 50 adapter on 100mm height as the capacitive coupling clamp
AD-MCF EFT	Adapter 4mm/6mm to match KW 50 load resistor to the EUT supply of 1- or 3-phase N-series coupling network with current >32 A

# COMPETENCE WHEREVER YOU ARE

**Accelonix BV**  
Luchthavenweg 18b • NL-5657 EB •  
Eindhoven • The Netherlands •  
T: +31 40 750 1650 • E: info@accelonix.nl



**CONTACT EM TEST DIRECTLY**

**Switzerland**

EM TEST (Switzerland) GmbH > Sternenhofstraße 15 > 4153 Reinach > Switzerland  
Phone +41 (0)61/7179191 > Fax +41 (0)61/7179199  
Internet: www.emtest.ch > E-mail: sales.emtest@ametek.com

**Germany**

AMETEK CTS Germany GmbH > Lünener Straße 211 > 59174 Kamen > Deutschland  
Phone +49 (0)2307/26070-0 > Fax +49 (0)2307/17050  
Internet: www.emtest.com > E-mail: info.cts@ametek.de

**France**

EM TEST FRANCE > Le Trident - Parc des Collines > Immeuble B1 - Etage 3 > 36, rue Paul Cézanne > 68200 Mulhouse > France  
Phone +33 (0)389 31 23 50 > Fax +33 (0)389 31 23 55  
Internet: www.emtest.fr > E-mail: info@emtest.fr

**Poland**

EM TEST Polska > ul. Ogrodowa 31/35, 00-893 Warszawa > Polska  
Phone +48 (0)518 64 35 12  
Internet: www.emtest.com/pl > E-mail: infopolska.emtest@ametek.com

**USA / Canada**

AMETEK Compliance Test Solutions > 52 Mayfield Ave. > Edison > NJ 08837  
Phone +1 (732) 417-0501  
Internet: www.emtest.com > E-mail: sales.emtest@ametek.com

**P.R. China**

E & S Test Technology Limited > Rm 913, Leftbank > No. 68 Bei Si Huan Xi Lu > Haidian District > Beijing 100080 > P.R. China  
Phone +86 (0)10 82 67 60 27 > Fax +86 (0)10 82 67 62 38  
Internet: www.emtest.com > E-mail: info@emtest.com.cn

**Republic of Korea**

EM TEST Korea Limited > #405 > WooYeon Plaza > #986-8 > YoungDeok-dong > Giheung-gu > Yongin-si > Gyeonggi-do > Korea  
Phone +82 (31) 216 8616 > Fax +82 (31) 216 8616  
Internet: www.emtest.co.kr > E-mail: sales@emtest.co.kr

Information about scope of delivery, visual design and technical data correspond with the state of development at time of release. Subject to change without further notice.