


# PCD 8 B-3-690-1000-200

## CDN FOR BURST TESTING ON SUPPLY LINES



### FOR TESTS ACCORDING TO ...

- › EN 61000-4-4
- › EN 61000-6-1
- › EN 61000-6-2
- › IEC 61000-4-4




### PCD 8 B-3-690-1000-200 - COUPLING/DECOUPLING NETWORK FOR HIGH VOLTAGE SUPPLY LINES

Burst pulses are applied to high voltage and high current supply lines by means of standalone coupling/decoupling networks. For such testing AMETEK CTS offers the PCD 8 b-3-690-1000-200 for supply lines up to 3 \* 690 V AC, 1.000 V DC and max. 200 A. According to IEC/EN 61000-4-4 the pulses are coupled via 33 nF capacitors to all lines simultaneously (common mode).

### HIGHLIGHTS

- › **Coupling/decoupling network according to IEC/EN 61000-4-4**
- › **Line voltage 3 \* 690 V AC, 1.000 V DC, max. 200 A**
- › **Burst test voltage up to 8 kV**
- › **Portable size and light weight**
- › **Manual coupling in common mode to all lines**
- › **Supported by compact NX and NSG 3000A-series**
- › **Can also be used with UCS 500N and NSG 3000-series**

### APPLICATION AREAS

-  AUTOMOTIVE
-  RENEWABLE ENERGY
-  INDUSTRY

**TECHNICAL DETAILS**


**BURST APPLICATION**

**PCD 8 B-3-690-1000-200 TEST SETUP**

The PCD 8 b-3-690-1000-200 coupling decoupling network is a manual CDN for coupling Burst pulses onto all lines in common mode to high voltage AC and DC power supply lines.

The PCD also includes the required decoupling part for each line to protect the supply-side. Both coupling and decoupling parts are integrated in the housing.

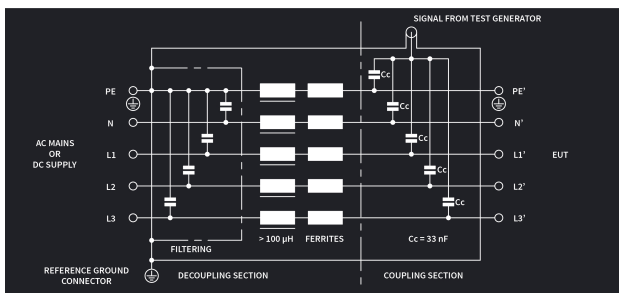
AMETEK CTS offers the PCD 8 b-3-690-1000-200 coupling/decoupling network for test voltages up to 8 kV and high voltages up to 3 \* 690 V AC and 1000 V DC.



**COUPLING**

**COMMON MODE COUPLING**

The AMETEK CTS PCD 8 b-3-690-1000-200 couples the burst impulses via 33 nF coupling capacitors in common mode to all supply lines simultaneously. The integrated decoupling network decouples the burst impulses to the supply lines.



**ACCESSORIES**

**PVF AD 4 - PULSE VERIFICATION FAST ADAPTER (OPTIONAL)**

The measurement/calibration adapter PVF AD 4 is necessary to measure the Burst/EFT pulses at output terminal (screw terminal).



**PCA BPSET - PULSE CONNECTION ADAPTER BANANA PLUG SET (OPTIONAL)**

Connectors for reduced current application(max. 32 A). In case, an EUT needs to be exchanged frequently, the optional safety banana plug set PCA BPSET gives the possibility to connect the EUT in an easy and safe way. With this option the max. current consumption of the EUT must not exceed 32 A.



## TECHNICAL DETAILS

## PCD 8 B-3-690-1000-200 - COUPLING/DECOUPLING NETWORKS

### 8 KV MODEL, MAX. 200 A

PCD 8 b-3-690-1000-200	8 kV coupling/decoupling network max. line current 200 A (AC and DC)
AC voltage EUT	3 * 690 V (p-p)
DC voltage EUT	1.000 V
AC/DC current EUT	200 A
Burst coupling	Common mode to all supply lines

## TECHNICAL DATA

### BURSTIMPULSE

Impulse voltage	max 8.0 kV ±10 %
Coupling	Common mode
Coupling capacitance	33 nF to all lines
coupling common mode	to L1, L2, L3, N, PE
Residual voltage	< 400 V @ 4000 V burst

### EUT DATA

Lines	AC: L1, L2, L3, N, PE DC: Use L1 and N for DC-supply
Supply voltage	max. 3 * 690 V AC (p-p) max. 1.000 V DC
EUT current	max. 200 A

### OUTPUT SOCKET

Connector	Screw terminal rated for 200 A, 6 mm (max. 8 Nm)
-----------	---

## GENERAL

### PCD 8 B-3-690-1000-200, DIMENSIONS AND WEIGHT

EFT/Burst connector	SHV
Dimensions (LxWxH)	430 mm x 310 mm x 190 mm
Weight	11 Kg

### ENVIRONMENT

Temperature	10 °C to 40 °C
Humidity	30 % to 78 %, non condensing
Atmospheric pressure	86 kPa (860 mbar) to 106 kPa (1,060 mbar)

### INCLUDED ACCESSORIES

IAK 6	Isolated Allen key for Screw terminal, 6 mm
BCC 1000 connection cable	SHV to SHV, length 1 m Other lengths on request (for Rack-systems)

### OPTIONS

PVF BKIT 1	Pulse Verifikation Kit Fast Burst - EFT/Burst calibration terminator / attenuator set
PVF AD 4	Pulse Verification Fast Adapter - for use at the screw terminal
PCA BPSET	Pulse Connection Adapter Banana Plug Set - 6 to 4 mm (10 pcs)

# COMPETENCE WHEREVER YOU ARE



## CONTACT EM TEST DIRECTLY

### Switzerland

AMETEK CTS GmbH › Sternenhofstraße 15 › 4153 Reinach › Switzerland  
Phone +41 (0)61 204 41 11 › Fax +41 (0)61 204 41 00  
Internet: [www.ametek-cts.com](http://www.ametek-cts.com) › E-mail: [sales.conducted.cts@ametek.com](mailto:sales.conducted.cts@ametek.com)

### Germany

AMETEK CTS Europe GmbH › Customer Care Center EMEA › Lünener Straße 211  
› 59174 Kamen › Germany  
Phone +49 (0) 2307 26070-0 › Fax +49 (0) 2307 17050  
Internet: [www.ametek-cts.com](http://www.ametek-cts.com) › E-mail: [info.cts.de@ametek.com](mailto:info.cts.de@ametek.com)

### Poland

AMETEK CTS Europe GmbH › Biuro w Polsce › ul. Twarda 44 › 00-831 Warsaw › Poland  
Phone +48 (0) 518 643 12  
Internet: [www.ametek-cts.com](http://www.ametek-cts.com) › E-mail: [Infopolska.cts@ametek.com](mailto:Infopolska.cts@ametek.com)

### USA / Canada

AMETEK CTS US › 52 Mayfield Ave › Edison › NJ 08837 › USA  
Phone +1 732 417 0501  
Internet: [www.ametek-cts.com](http://www.ametek-cts.com) › E-mail: [usasales.cts@ametek.com](mailto:usasales.cts@ametek.com)

### P.R. China

AMETEK Commercial Enterprise (Shanghai) Co. Ltd. › Beijing Branch › Western Section, 2nd floor › Jing Dong Fang Building (B10) › Chaoyang District › Beijing, China, 100015  
Phone +86 10 8526 2111 › Fax +86 (0)10 82 67 62 38  
Internet: [www.ametek-cts.com](http://www.ametek-cts.com) › E-mail: [chinasales@ametek.com](mailto:chinasales@ametek.com)

### Republic of Korea

EM TEST Korea Limited › #405 › WooYeon Plaza › #986-8 › YoungDeok-dong › Giheung-gu › Yongin-si › Gyeonggi-do › Korea  
Phone +82 (31) 216 8616 › Fax +82 (31) 216 8616  
Internet: [www.emtest.co.kr](http://www.emtest.co.kr) › E-mail: [sales@emtest.co.kr](mailto:sales@emtest.co.kr)

### Singapore

AMETEK Singapore Pte. Ltd › No. 43 Changi South Avenue 2 › 04-01 Singapore 48164  
Internet: [www.ametek-cts.com](http://www.ametek-cts.com) › E-mail: [singaporesales.cts@ametek.com](mailto:singaporesales.cts@ametek.com)

### Great Britain

AMETEK GB › 5 Ashville Way › Molly Millars Lane › Wokingham › Berkshire RG41 2 PL › Great Britain  
Phone +44 845 074 0660  
Internet: [www.ametek-cts.com](http://www.ametek-cts.com)

Information about scope of delivery, visual design and technical data correspond with the state of development at time of release. Subject to change without further notice.